

Brief instructions for use


Model 2080 from year of construction 03/2003

VÖLKER

A. Side rails

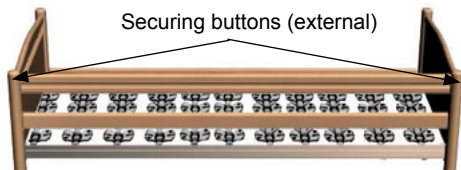
Raising the side rails

To raise the side rails, take hold of the grip recess and lift it first at the head end and then at the foot end until the rail audibly engages.

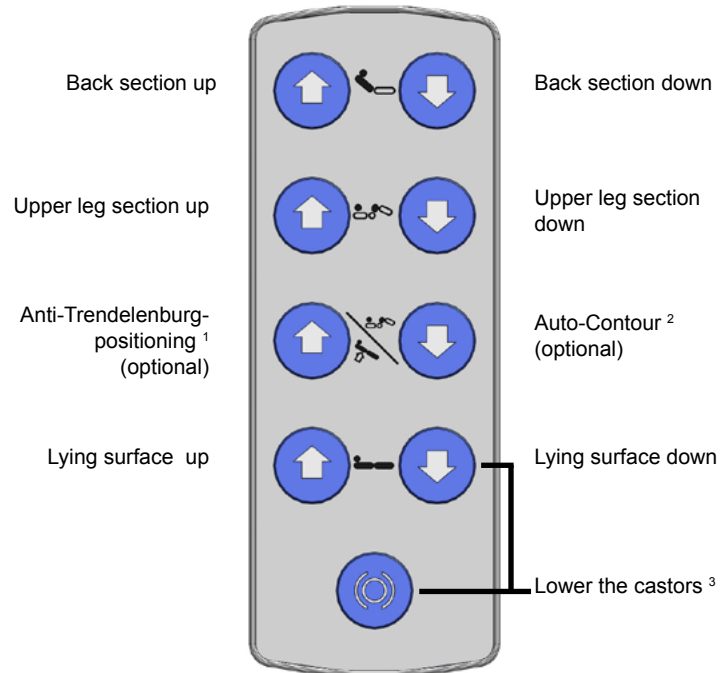


Lowering the side rails

Starting at the foot end, take hold of the recess grip and lift the top rail slightly. Press the button on the side and allow the side rail to lower. Repeat at the head end.



B. Hand control



¹ Leg end lowered

² Back and upper leg section raised simultaneously

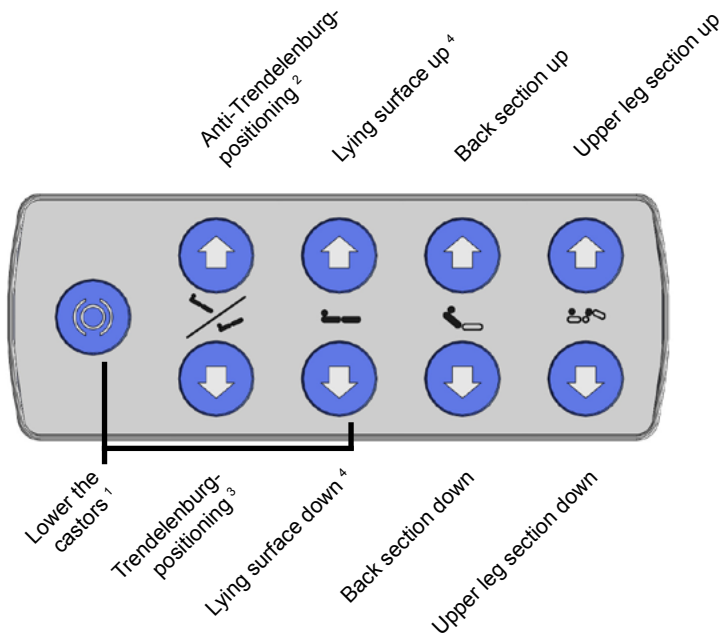
³ Press both buttons simultaneously: the lying surface moves to the lowest position and the castors lower

Brief instructions for use

Model 2080 from year of construction 03/2003

VÖLKER

C. Nurse keypad with complete lock (option)



¹ Press both buttons simultaneously: The lying surface moves to the lowest position and the castors lower

² Leg end lowered

³ head end lowered

⁴ The nurse keypad can be equipped with an automatic function (double-click) on a country-by-country basis

D. Key lock

Activating the key lock of the hand control or nurse keypad (optional) disables all functions of the relevant control element.



Hand control or nurse keypad locked



Hand control or nurse keypad unlocked

Locking the nurse keypad also locks the hand control.

NOTE The bed conforms to the protection class IPX4 (splash-proof) and is hence not suitable for cleaning in automatic washing systems. The bed may not be used for transporting occupants/patients.

NOTE Please observe the notes in the detailed instructions for use!